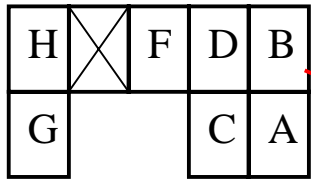


Miata Power Mirror Connections Update

Using parts from a '96 Miata

6/3/04

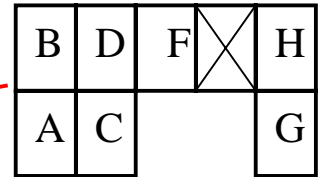
I found using the previous instructions listed in the Garage Section, the pins and wire colors did not line up completely so I thought I would do an update, but continue with the same structure as before.



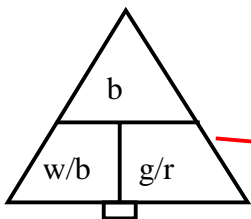
View of cable connector end




Cable Connector & Dash Control Switch (DCS)



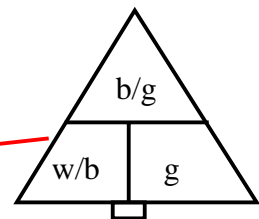
View of DCS connector



Driver connector



Mirror cable end



Passenger connector

DCS Pin	(Color at DCS) Function	To Location (color)	Driver		Passenger	
			Down	PWR to F GND to D	Down	PWR to B GND to D
A	(br/r) left/right	Passenger (w/b)	UP	PWR to D GND to F	UP	PWR to D GND to B
B	(g/b) up-right/down-left	Passenger (b/g)	Left	PWR to F GND to C	Left	PWR to B GND to A
C	(br/y) left/right	Driver (w/b)	Right	PWR to C GND to F	Right	PWR to A GND to B
D	(br) down/up	Driver (g/r)	Wire Color Code b = black g = green w = white r = red bl = blue y = yellow br = brown			
D	(br) down/up	Passenger (g)				
F	(g) up-right/down-left	Driver (b)				
G	(b) GND	n/a				
H	(bl) +12VDC	n/a				

Note: Driver/Passenger reference to USA/left-hand drive